




ELITechGroup S.p.A.
C.so Svizzera, 185
10149 Torino ITALY
Offices: Tel. +39-011 976 191 Fax +39-011 936 76 11
E. mail: emd.support@elitechgroup.com
WEB site: www.elitechgroup.com

NOTICE of CHANGE dated 20/0/2022

IMPORTANT COMMUNICATION FOR THE USERS OF PRODUCT:







«ADENOVIRUS - ELITe Positive Control» Ref. CTR078PLD

This new revision of the Instruction for Use (IFU) contains the following changes:

- *Extension of the use of the product in association with «ELITe BeGenius®» instrument (REF INT040).*

Composition, use and performance of the product remain unchanged.

PLEASE NOTE

	LA REVISIONE DI QUESTO IFU E' COMPATIBILE ANCHE CON LA VERSIONE PRECEDENTE DEL KIT
	THE REVIEW OF THIS IFU IS ALSO COMPATIBLE WITH THE PREVIOUS VERSION OF THE KIT
	CET IFU MIS A JOUR ANNULE ET REMPLACE ET EST PARFAITEMENT COMPATIBLE AVEC LA VERSION PRECEDENTE DU KIT
	LA REVISIÓN DE ESTE IFU ES COMPATIBLE TAMBIÉN CON LA VERSIÓN ANTERIOR DEL KIT
	A REVISÃO DO ESTE IFU ÉTAMBÉM COMPATÍVEL COM A VERSÃO ANTERIOR DO KIT
	DIE REVIEW VON DIESER IFU IST KOMPATIBLE MIT DER VORIGE VERSION VON DEM TEST-KIT



ADENOVIRUS - ELITE Positive Control
plasmid DNA control for qualitative assay

REF CTR078PLD

MATERIALS PROVIDED IN THE PRODUCT

Component	Description	Quantity	Classification and Labelling
ADV - Positive Control	plasmid solution	2 x 160 µL	-

MATERIALS REQUIRED BUT NOT PROVIDED IN THE PRODUCT

- Laminar airflow hood.
- Disposable nitrile powderless gloves or similar material.
- Vortex mixer.
- Bench microcentrifuge (12,000 - 14,000 RPM).
- Micropipettes and sterile tips with aerosol filter or sterile positive displacement tips (2-20 µL, 5-50 µL, 50-200 µL).
- Molecular biology grade water.
- Programmable thermostat with optical fluorescence detection system 7300 Real Time PCR System or 7500 Fast Dx Real-Time PCR Instrument calibrated following manufacturer's instructions.
- Programmable thermostat with optical fluorescence detection system cobas z 480 analyzer, calibrated following manufacturer's instructions.

ADENOVIRUS - ELITE Positive Control
plasmid DNA control for qualitative assay

REF CTR078PLD



TABLE OF CONTENTS

INTENDED USE	page 1
PRODUCT DESCRIPTION	page 1
MATERIALS PROVIDED IN THE PRODUCT	page 2
MATERIALS REQUIRED BUT NOT PROVIDED IN THE PRODUCT	page 2
OTHER PRODUCTS REQUIRED	page 2
WARNINGS AND PRECAUTIONS	page 2
PROCEDURE	page 3
REFERENCES	page 4
SYMBOLS	page 4

OTHER PRODUCTS REQUIRED

The reagents for real time amplification and the consumables **are not** included in this product.

To perform these analytical steps it is required the product «**ADENOVIRUS ELITE MGB® Kit**» (ELITechGroup S.p.A., code RTS078PLD), complete and ready for use reaction mixture for real time amplification in a stabilising solution.

In association with «**ELITE InGenius**» (ELITechGroup S.p.A, code INT030) and «**ELITE BeGenius**» (ELITechGroup S.p.A, code INT040) it is required the use of generic product «**ELITE InGenius PCR Cassette**» (ELITechGroup S.p.A, code INT035PCR). These are dedicated consumables for Real Time PCR reactions.

When a 7300 Real-Time PCR System is used, it is required the use of generic product «**Q - PCR Microplates**» (ELITechGroup S.p.A., code RTSACC01), microplates with 0.2 mL wells and adhesive sealing sheets for real time amplification.

When a 7500 Fast Dx Real-Time PCR Instrument is used, it is required the use of generic product: «**Q - PCR Microplates Fast**» (ELITechGroup S.p.A., code RTSACC02), microplates with 0.1 mL wells and adhesive sealing sheets for real time amplification.

When a cobas z 480 analyzer is used, it is required the use of generic product «AD-plate 0.3ml» (Roche, ref. 05232724001), microplates with 0.3 mL wells and adhesive sealing sheets for real time amplification.

INTENDED USE

The «**ADENOVIRUS - ELITE Positive Control**» product is intended for use as a positive control in qualitative nucleic acids amplification assays for the **detection of the DNA of human Adenovirus (ADV)**, genotypes A, B, C, D, E, F and G, with «**ADENOVIRUS ELITE MGB® Kit**» product manufactured by ELITechGroup S.p.A.

PRODUCT DESCRIPTION

The product supplies the **Positive Control**, a stabilized solution of plasmid, aliquoted into **two ready-to-use test tubes**. Each test tube contains **160 µL** of solution, sufficient for **4 sessions** in association with the system «**ELITE InGenius®**» e «**ELITE BeGenius®**», **6 sessions** in association with the system «**ELITE GALAXY**» and **7 sessions** in association with the other systems validated, considering a manual PCR set-up, mentioned in the instruction for use of the «**ADENOVIRUS ELITE MGB® Kit**» product.

Plasmid contains a region of the gene codifying the **Hexon** protein of ADV. Detection of target DNA in the real time amplification reaction attests the product ability to detect the ADV DNA.

The product is sufficient for **8 separate analytic sessions** in association with the system «**ELITE InGenius**» e «**ELITE BeGenius**», **12 separate analytic sessions** in association with the system «**ELITE GALAXY**» and **14 separate analytic sessions** in association with the other systems, considering a manual PCR set-up, by using 20 µL for reaction.

WARNINGS AND PRECAUTIONS

This product is exclusively for *in vitro* use.

Warnings and general precautions

Handle and dispose of all biological samples as if they were able to transmit infective agents. Avoid direct contact with the biological samples. Avoid splashing or spraying. The materials that come into contact with the biological samples must be treated for at least 30 minutes with 3% sodium hypochlorite or autoclaved for one hour at 121°C before disposal.

Handle and dispose of all reagents and all materials used to carry out the assay as if they were able to transmit infective agents. Avoid direct contact with the reagents. Avoid splashing or spraying. Waste must be handled and disposed of in compliance with adequate safety standards. Disposable combustible material must be incinerated. Liquid waste containing acids or bases must be neutralised before disposal.

ADENOVIRUS - ELITe Positive Control
plasmid DNA control for qualitative assay

REF CTR078PLD

- Wear suitable protective clothes and gloves and protect eyes and face.
- Never pipette solutions by mouth.
- Do not eat, drink, smoke or apply cosmetic products in the work areas.
- Carefully wash hands after handling samples and reagents.
- Dispose of leftover reagents and waste in compliance with the regulations in force.
- Carefully read all the instructions provided in the product before running the assay.
- While running the assay, follow the instructions provided in the product.
- Do not use the product after the indicated expiry date.
- Only use the reagents provided in the product and those recommended by the manufacturer.
- Do not use reagents from different batches.
- Do not use reagents from other manufacturers.

Warnings and precautions for molecular biology

Molecular biology procedures, such as nucleic acids extraction, amplification and detection, require qualified and trained staff to avoid the risk of erroneous results, especially due to the degradation of nucleic acids contained in the samples or sample contamination by amplification products.

When amplification session is manually setup, it is necessary to have available separate areas for the extraction / preparation of amplification reactions and for the amplification / detection of amplification products. Never introduce an amplification product in the area designated for extraction / preparation of amplification reactions.

When amplification session is manually setup, it is necessary to have available lab coats, gloves and tools which are exclusively used for the extraction / preparation of the amplification reactions and for the amplification / detection of amplification products. Never transfer lab coats, gloves or tools from the area designated for the amplification / detection of amplification products to the area designated for the extraction / preparation of the amplification reactions.

The samples must be exclusively used for this type of analysis. Samples must be handled under a laminar airflow hood. Tubes containing different samples must never be opened at the same time. Pipettes used to handle samples must be exclusively used for this specific purpose. The pipettes must be of the positive displacement type or be used with aerosol filter tips. The tips used must be sterile, free from DNases and RNases, free from DNA and RNA.

The reagents must be handled under a laminar airflow hood. The reagents required for amplification must be prepared in such a way that they can be used in a single session. The pipettes used to handle the reagents must be exclusively used for this purpose. The pipettes must be of the positive displacement type or be used with aerosol filter tips. The tips used must be sterile, free from DNases and RNases, free from DNA and RNA.

Amplification products must be handled in such a way as to reduce as much as possible dispersion into the environment in order to avoid the possibility of contamination. The pipettes used to handle amplification products must be exclusively used for this purpose.

Warnings and precautions specific for the components

The **Positive Control** can be frozen and thawed for no more than **seven times**. Further freezing / thawing cycles may cause a loss in titre.

The **Positive Control** can be left on board on the «**ELITe InGenius**» and «**ELITe BeGenius**» instruments for up to **four work sessions of three hours each** ("Extract + PCR" mode).

PROCEDURE

The «**ADENOVIRUS - ELITe Positive Control**» product must be used with the complete reaction mixture of the «**ADENOVIRUS ELITe MGB® Kit**» product.

Before use, take and thaw the **ADV - Positive Control** tubes. Mix gently, spin down the content for 5 seconds and keep them on ice.

The **ADV - Positive Control** is ready for use: **20 µL** must be added directly to the reaction mixture.

The complete procedure, the performance characteristics and procedure limitations of the complete assay are described in detail in the instructions for use enclosed with the «**ADENOVIRUS ELITe MGB® Kit**» product.

ADENOVIRUS - ELITe Positive Control
plasmid DNA control for qualitative assay

REF CTR078PLD











Note: In association to the instruments «**ELITe InGenius**» and «**ELITe BeGenius**», the outcomes of amplification of Positive control are stored by the instrument and are used to create a control chart. For each batch of product «**ADENOVIRUS ELITe MGB® Kit**» it is required the amplification of Positive Control that will expire after **15 days**.

Note: The **Positive Control** can be frozen and thawed for no more than **seven times**. Further freezing / thawing cycles may cause a loss in titre. The **Positive Control** can be left on board on the «**ELITe InGenius**» and «**ELITe BeGenius**» instruments for up to **four work sessions of three hours each** ("Extract + PCR" mode).

REFERENCES

Saitoh - Inagawa W. et al. (1996) J. Clin. Microbiol. 34: 2113 - 2116
Wong S. et al. (2008) J. Med. Virol. 80: 856 - 865

SYMBOLS

-  Catalogue Number.
-  Upper limit of temperature.
-  Batch code.
-  Use by (last day of month).
-  *in vitro* diagnostic medical device.
-  Fulfilling the requirements of the European Directive 98\79\EC for *in vitro* diagnostic medical device.
-  Contains sufficient for "N" tests.
-  Attention, consult instructions for use.
-  Contents.
-  Manufacturer.

"ELITe MGB®" and the "ELITe MGB®" logo device are registered as trademarks within the European Union.

ELITe InGenius® and ELITe BeGenius® are registered trademarks of ELITechGroup.